


Emjoi® GentlySILKEN

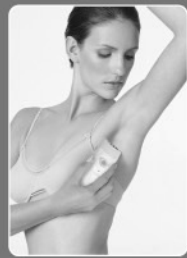
Thank you for your purchase of the Emjoi® Gently Silken hair removal system. This amazing hair remover is rechargeable, for your ultimate convenience. The epilation head has 18 tweezers to remove hair quickly and comfortably for up to 6 weeks. The Emjoi® Gently Silken is designed to be used on all your sensitive areas including individual facial hairs on the lip and chin, legs, bikini line and underarms.

Before using your Emjoi® Gently Silken, please read this instruction manual carefully and completely.


Whenever you remove hair from the root, by waxing or epilation, you may experience slight skin irritation or ingrown hair. Any minor injury brings the risk of inflammation due to bacteria. As a preventative measure, we recommend that you only use this unit on clean, dry and lotion free skin. Before each use, clean the unit by using the brush provided and rubbing alcohol, on the tip of a cotton swab that has been squeezed dry, to clean the tweezer discs. Once you have finished removing unwanted hair you may want to apply any aloe vera lotion or after epilation cream to soothe any irritation.



Perfect for legs



Ideal for the most sensitive areas

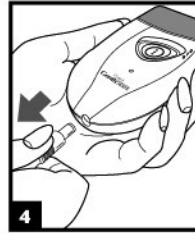
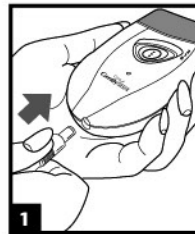


Contoured for the face

Instructions For Use:

For best Results: Take a warm bath or shower, to open up your pores, and use a loofa sponge or exfoliation cream in small circles to remove dead skin from the area you wish to remove hair. Doing this before you use your Emjoi® Gently Silken will cleanse and make your skin pliable, so removing hair will be less uncomfortable.

1. Use your Emjoi® Gently Silken in a location that has a comfortable temperature to avoid perspiration.
2. Make sure that the areas you wish to remove hair from are clean, dry and free from moisturizing cream or oil.
3. To use your unit as a cordless device, plug it into an electrical outlet and let it initially charge for 16 hours. After the initial charge you can use it until you notice that it is losing power, usually about 10 sessions. Then recharge your unit for 8-16 hours, depending on battery power (fig 1-4).
4. If your unit is not charged, insert the adapter plug into the bottom of the unit and plug your adapter into an electrical outlet.



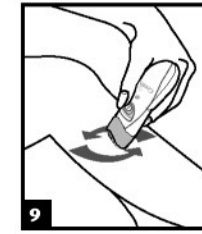
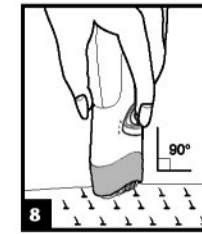
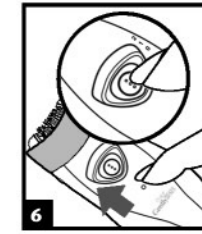
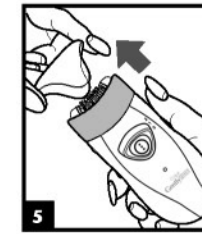
Using The Epilation Head:

1. Remove the protective cap, by gently pulling, from your Emjoi® Gently Silken (fig 5).
2. Turn your unit to the desired speed, low is recommended for fine hair and high is recommended for coarse hair (fig 6).
0 Power "OFF"
1 Low speed
2 High speed
3. To minimize discomfort, hold the skin taut surrounding the area you are removing hair from (fig 7).
4. Position your Emjoi® Gently Silken so that it is vertical against your skin, at a 90° angle (fig 8).
5. Keep the stainless steel tweezers upright; the Emjoi logo should be facing away from you.
6. Gently glide, **do not** apply pressure, the Emjoi® Gently Silken in short, quick, brush like or sweeping strokes in the direction of hair growth (fig 9).
Note: For your protection, your Emjoi® Gently Silken may slow down, or stop operating completely if it is pressed too hard against the skin.

7. If it has been an extended amount of time since you have removed hair from your bikini line and underarms, trim the hair with a scissor or trimmer. Make sure to hold the skin taut with one hand while removing hair.
8. The Emjoi® Gently Silken is only intended to remove individual hairs from the upper lip (fig 10), chin and cheek area. When removing hair from these sensitive areas please hold the skin surrounding the area taut. Do not use this unit by the eyebrows, forehead or hairline.

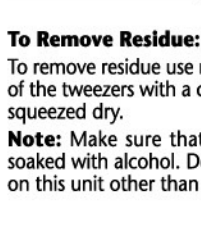
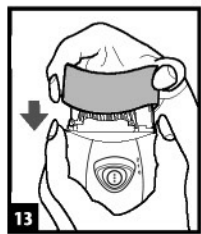
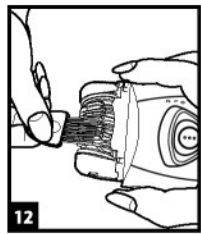
On The Back Of The Knee

Straighten your leg so that the skin is held taut and hold the Emjoi® Gently Silken so it is vertical against your skin, at a 90° angle.



Cleaning The Epilation Head:

1. Remove the disc housing by gently pulling on each side of the head of the unit (fig 11).
2. Use the brush provided to brush out any hair that has accumulated between the tweezer discs and inside the disc housing (fig 12).
3. Replace the disc housing by pressing lightly until it clicks into place (fig 13).
4. Removing the epilation head from the unit by pressing the release button on the side of the unit (fig 14).
5. Use the brush provided to remove any hair that has accumulated between the unit and the epilation head (fig 15).
6. Replace the epilation head by pressing until it clicks into place (fig 15).
7. Replace the protective cap.



To Remove Residue:

To remove residue use rubbing alcohol on the tip of the tweezers with a cotton swab that has been squeezed dry.

Note: Make sure that the cotton swab is not soaked with alcohol. Do not use any other liquid on this unit other than rubbing alcohol.

WARNING / IMPORTANT:

- Before using your hair remover please read all these instructions carefully and completely.
- Use the Emjoi® Gently Silken only for purposes described in this instruction book.
- Please keep these instructions for future reference.
- **Warning** -To reduce the risk of burns, fires or electric shock, never leave your Emjoi® Gently Silken unattended when plugged in.
- Household use only.
- Keep the appliance dry.
- Do not store your unit where it can fall into a tub or sink of water.
- **Warning** -Do not use your Emjoi® Gently Silken while bathing or in the shower. Your Emjoi® Gently Silken is not waterproof or water resistant and is not intended to be used near water, in the bathtub or in the shower.
- Do not reach for your unit if it has fallen into water. Immediately unplug the unit.
- The Emjoi® Gently Silken can be used with the adapter supplied with the unit, after being plugged into an electrical outlet or used without the adapter when it is fully charged. Prior to using the unit for the first time cordlessly it needs to be charged for 16 hours.
- When the unit is used with the adapter, place the adapter into the unit and then into the electrical outlet. When you are finished using your unit turn the unit "OFF" and then remove the adapter from the electrical outlet and then from the unit.
- Always unplug your unit when it is not in use, unless it is being recharged, and before cleaning it.
- Do not wrap the cord of your adapter around the unit.
- Keep the cord of the adapter away from hot surfaces.
- Never use your unit if the adapter cord or electrical outlet is damaged.
- Only use your Emjoi® Gently Silken with the adapter supplied with the unit. For questions regarding your adapter in the US contact 1-888-99EMJOI, M-F, 9-5 EST.
- **Caution:** Before plugging into an electrical outlet, make sure that the adapter is appropriate for the local voltage. This is extremely important when traveling overseas.
- Never use your unit if it has been damaged or dropped into water.
- Do not use your unit outdoors.
- Do not use your unit where aerosol products are being used.
- Keep your unit out of reach of children.
- This appliance is not to be used on, by or near children or invalids.
- Only use this unit on clean, dry, lotion free skin.
- Do not use water or any other liquid on the tweezers other than rubbing alcohol.
- To prevent accidents - when your Emjoi® Gently Silken is in use, keep it away from the hair on your scalp, your eyebrows, eyelashes as well as clothes, brushes, wires, cords, shoelaces etc.

- Do not use the Emjoi® Gently Silken if you have acne, around moles and loose skin, diabetes, eczema, hemophilia, immune deficiency, rosacea, varicose veins, wounds or when your skin is inflamed or irritated. Consult with your health care provider prior to use.
- If you have any medical conditions, issues, questions or any sensitivity whatsoever we strongly advise you to consult with your health care provider before using this product.
- If you have a pacemaker consult with your health care provider prior to use.
- If you have never epilated before (or if it has been an extended time since you epilated) you will feel a prickling sensation when using the unit. This feeling is due to the fact that you are removing hair from the root. After a few sessions the sensation you feel should diminish.
- Removing hair from the root can cause ingrown hair and skin irritation. If you know that you are prone to ingrown hair, removing hair from the root may not be for you. Regular skin massaging with a massaging glove or loofa, may help reduce the chance or occurrence of ingrown hairs.
- Using an epilator may cause redness or irritation of the skin. This is a normal reaction that will quickly disappear. If any irritation remains for more than 3 days, discontinue use and consult with your health care provider.
- Sometimes inflammation of the skin can occur when bacteria penetrates the skin. Cleaning the epilation head before and after each use can minimize

the risk of infection.

- The Emjoi® Gently Silken is only intended to remove single hairs from the upper lip and chin. Hold area taut and use a small brushing motion. **The Emjoi® Gently Silken is NOT an electric shaver and should NOT be used like an electric shaver on your entire face!** Using the Emjoi® Gently Silken like an electric shaver, without holding the skin taut, could potentially allow the Emjoi® Gently Silken to pinch or grab the skin, which could cause irritation and skin damage.
- Before removing hair from the bikini line and underarms it is important to use a loofa sponge or exfoliation cream in a warm shower or bath to remove dead skin and help minimize the chance or occurrence of ingrown hairs.
- If it has been an extended amount of time since you have removed hair from your bikini line and underarms, trim the hair with a scissor or trimmer. Make sure to hold your skin taut with one hand while removing hair.
- To preserve and extend the life of your battery it is recommended to occasionally discharge the battery, let the charge run out completely, then recharge it.
- This appliance must be disconnected from the supply mains when removing the battery.
- The battery must be removed from the appliance before it is scrapped.
- The battery is to be disposed of safely.
- Keep the protective cap on your unit when it is not in use.

Warranty:

The Emjoi® Gently Silken warranty against defects in material and workmanship lasts one year from the date of purchase.

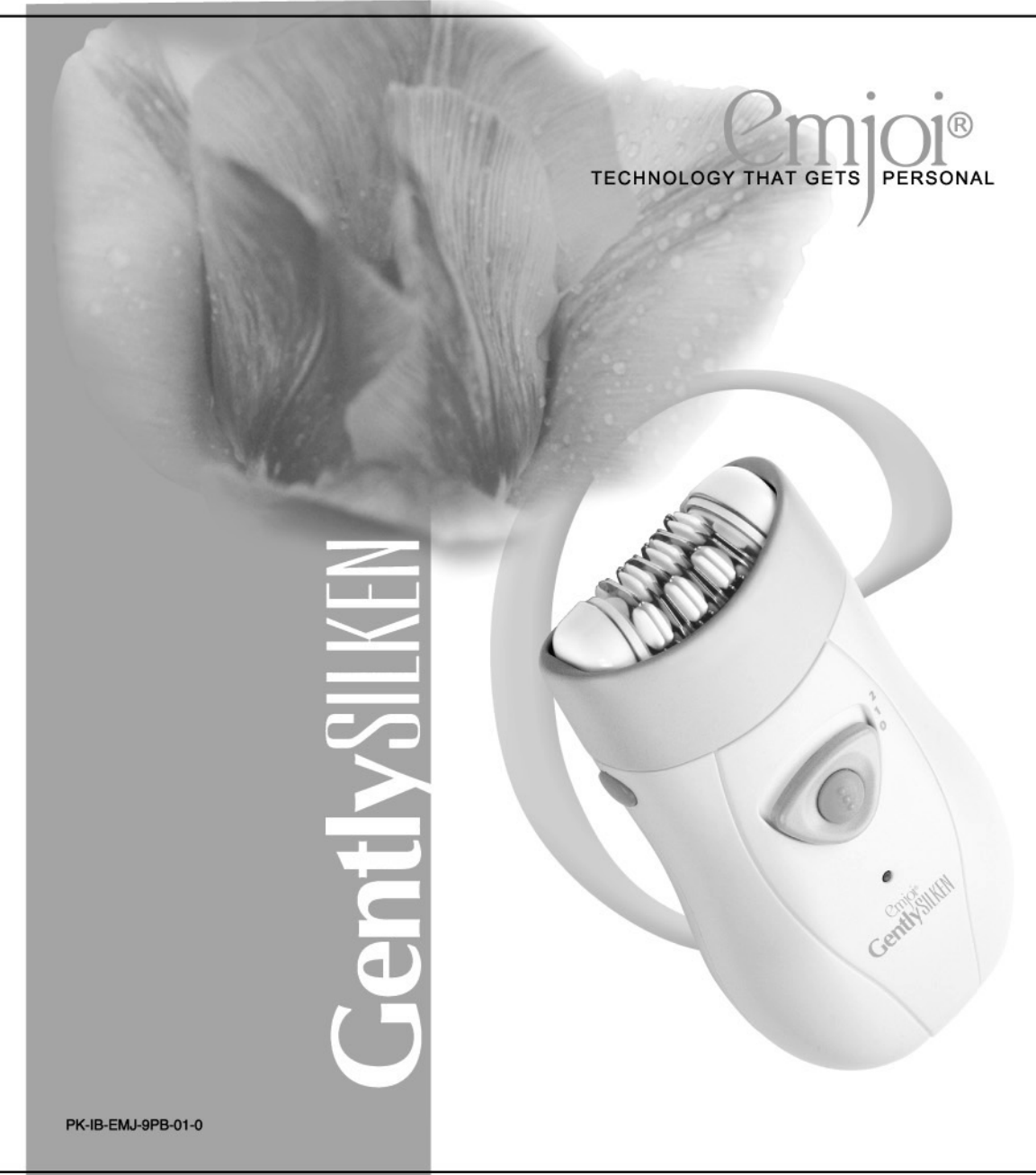
Keep original receipt for warranty service.

During this warranty period, return the product to Emjoi, Inc. with proof of purchase to FDR Station, PO Box 7406, New York, NY 10150. Emjoi will take care of repair, or at their discretion, replacement of a defective unit without charge. For questions regarding this policy you may call toll free 1-888-99-EMJOI (1-888-993-6564).

Important: This warranty does not cover damages resulting from accidents, misuse, alterations, abuse, lack of reasonable care, or performance of services or repairs by an unauthorized service center. The manufacturers and distributors of the Emjoi® Gently Silken do not assume responsibility for any damage caused by misuse or use other than that described in these instructions.

Model No. AP-9PB
US Patent No. 5,281,233
Other Patents Pending
Made in China
© Soft Lines International Ltd. 2005

www.emjoi.com



PK-IB-EMJ-9PB-01-0